



# SunPower® E-Series Commercial Solar Panels | E20-435-COM

## More than 20% Efficiency


Captures more sunlight and generates more power than conventional panels.

## High Performance

Delivers excellent performance in real-world conditions, such as high temperatures, clouds and low light.<sup>1,2,4</sup>

## Utility Grade

Optimized to maximize returns, the E-Series panel is a bankable solution for large-scale power plants.



**Maxeon™ Solar Cells: Fundamentally better**  
Engineered for performance, designed for reliability.

## Engineered for Peace of Mind


Designed to deliver consistent, trouble-free energy over a very long lifetime.<sup>3,4</sup>

## Designed for Reliability

The SunPower Maxeon Solar Cell is the only cell built on a solid copper foundation. Virtually impervious to the corrosion and cracking that degrade conventional panels.<sup>3</sup>

#1 Rank in Fraunhofer durability test.<sup>9</sup>  
100% power maintained in Atlas 25+ comprehensive durability test.<sup>10</sup>

## High Performance & Excellent Reliability



SPR-E20-435-COM



## High Efficiency<sup>5</sup>

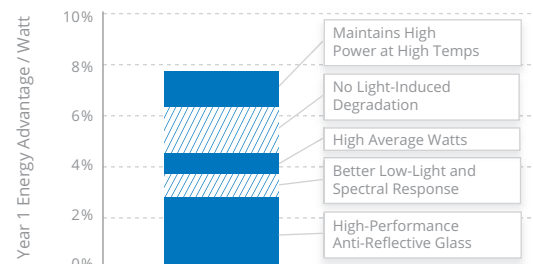
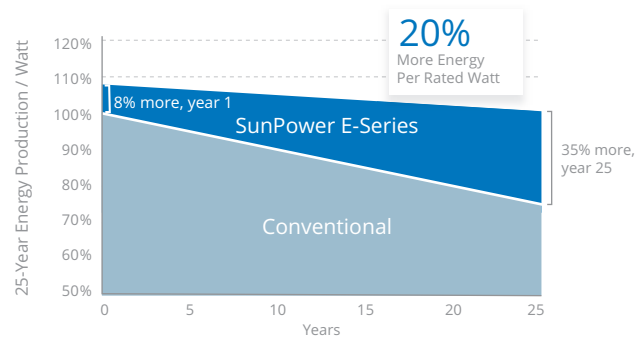
### Generate more energy per square meter

E-Series commercial panels convert more sunlight to electricity by producing 31% more power per panel<sup>1</sup> and 60% more energy per square meter over 25 years.<sup>1,2,3</sup>

## High Energy Production<sup>6</sup>

### Produce more energy per rated watt

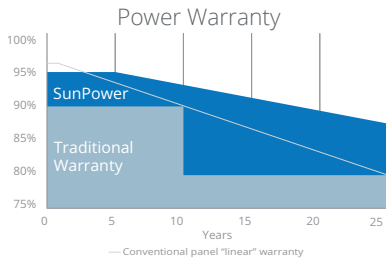
More energy to power your operations. High year-one performance delivers 7–9% more energy per rated watt.<sup>2</sup> This advantage increases over time, producing 20% more energy over the first 25 years to meet your needs.<sup>3</sup>



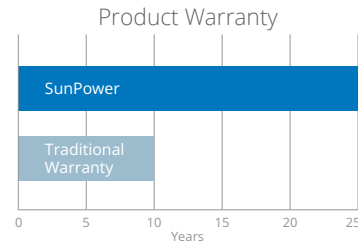


# SunPower® E-Series Commercial Solar Panels | E20-435-COM

## SunPower Offers The Best Combined Power And Product Warranty



More guaranteed power: 95% for first 5 years, -0.4%/yr. to year 25<sup>7</sup>



Combined Power and Product defect 25-year coverage<sup>8</sup>

### Electrical Data

	SPR-E20-435-COM	SPR-E19-410-COM
Nominal Power (P <sub>nom</sub> ) <sup>11</sup>	435 W	410 W
Power Tolerance	+/-5%	+/-5%
Avg. Panel Efficiency <sup>12</sup>	20.3%	19.1%
Rated Voltage (V <sub>mpp</sub> )	72.9 V	72.9 V
Rated Current (I <sub>mpp</sub> )	5.97 A	5.62 A
Open-Circuit Voltage (V <sub>oc</sub> )	85.6 V	85.3 V
Short-Circuit Current (I <sub>sc</sub> )	6.43 A	6.01 A
Max. System Voltage	1000 V IEC & 1000 V UL	
Maximum Series Fuse	15 A	
Power Temp Coef.	-0.35% / °C	
Voltage Temp Coef.	-235.5 mV / °C	
Current Temp Coef.	2.6 mA / °C	

### Tests And Certifications

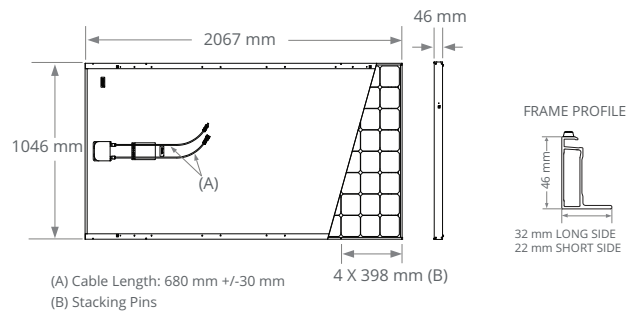
Standard Tests <sup>13</sup>	IEC 61215, IEC 61730, UL1703 (Type 2 Fire Rating)
Quality Certs	ISO 9001:2008, ISO 14001:2004
EHS Compliance	RoHS, OHSAS 18001:2007, lead free, PV Cycle, REACH SVHC-163
Sustainability	Cradle to Cradle Certified™ Silver
Ammonia Test	IEC 62716
Desert Test	10.1109/PVSC.2013.6744437
Salt Spray Test	IEC 61701 (maximum severity)
PID Test	Potential-Induced Degradation free: 1000 V <sup>9</sup>
Available Listings	TUV, UL, FSEC, CEC

### Operating Condition And Mechanical Data

Temperature	-40° C to +85° C
Impact Resistance	25 mm diameter hail at 23 m/s
Appearance	Class B
Solar Cells	128 Monocrystalline Moxeon Gen II
Tempered Glass	High-transmission tempered anti-reflective
Junction Box	IP-65 Rated, Tyco (PV4)
Weight	25.4 kg
Max. Load	Cyclonic Wind: 7500 Pa, 764 kg/m <sup>2</sup> Snow: 5400 Pa, 550 kg/m <sup>2</sup>
Frame	Class 2 silver anodised; stacking pins

#### REFERENCES:

- All comparisons are SPR-E20-327 vs. a representative conventional panel: 250 W, approx. 1.6 m<sup>2</sup>, 15.3% efficiency.
- Typically 7-9% more energy per watt, BEW/DNV Engineering "SunPower Yield Report," Jan 2013.
- SunPower 0.25%/yr degradation vs. 1.0%/yr conv. panel. Campeau, Z. et al. "SunPower Module Degradation Rate," SunPower white paper, Feb 2013; Jordan, Dirk "SunPower Test Report," NREL, Q1-2015.
- "SunPower Module 40-Year Useful Life" SunPower white paper, May 2015. Useful life is 99 out of 100 panels operating at more than 70% of rated power.
- Second highest, after SunPower X-Series, of over 3,200 silicon solar panels, Photon Module Survey, Feb 2014.
- 8% more energy than the average of the top 10 panel companies tested in 2012 (151 panels, 102 companies), Photon International, Feb 2013.
- Compared with the top 15 manufacturers. SunPower Warranty Review, May 2015.
- Some restrictions and exclusions may apply. See warranty for details..
- 5 of top 8 panel manufacturers tested in 2013 report, 3 additional panels in 2014. Ferrara, C., et al. "Fraunhofer PV Durability Initiative for Solar Modules: Part 2". Photovoltaics International, 2014.
- Compared with the non-stress-tested control panel. Atlas 25+ Durability test report, Feb 2013.
- Standard Test Conditions (1000 W/m<sup>2</sup> irradiance, AM 1.5, 25° C). NREL calibration Standard: SOMS current, LACCS FF and Voltage.
- Based on average of measured power values during production.
- Type 2 fire rating per UL1703:2013, Class C fire rating per UL1703:2002.
- AS/NZS4040.2 Static strength test regime, AS/NZS1170.2 Structural Design Actions - Wind Actions.



Please read the safety and installation guide.

See [www.sunpower.com/facts](http://www.sunpower.com/facts) for more reference information.  
For more details, see extended datasheet: [www.sunpower.com.au/datasheets](http://www.sunpower.com.au/datasheets).

Document # 505819 Rev E /A4\_UK\_AUS

©February 2017 SunPower Corporation. All rights reserved. SUNPOWER, the SUNPOWER logo, MAXEON, and SIGNATURE are trademarks or registered trademarks of SunPower Corporation. Specifications included in this datasheet are subject to change without notice.

**SUNPOWER®**